

Torpedo7

user guide

SNOW HELMET

Please read in full and retain for future use.

Hey! Please read this manual before riding with your new Torpedo7 Snow Helmet.

Thank you for choosing this Torpedo7 product. We construct our products to meet the highest standards for performance and safety. When given the correct care and maintenance, this product will be useful for many years to come.

Before First Use

- Before first use, remove any stickers or similar from the snow helmet
- Dispose of any plastic bags as they pose a risk of suffocation to young children.

Please read this manual before wearing these snow helmet and keep it in a safe place for future reference. If the snow helmet are transferred to a new owner, the manual should also be provided to the new owner.

Features

- Impact absorbent liner
- Quick release
- Plush ear pads
- Dial fit system
- Goggle fit system

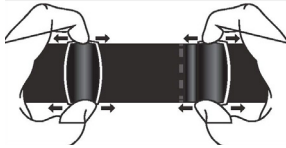
Important Safety Measures and Precautions

- These snow helmet comply with Regulation (EU) 2016/425 in accordance with EN174:2001. Designed for skiing, snowboarding and all winter sports. These offer excellent eye protection and performance in harsh environments.
- Do not use snow helmet in road traffic nor when driving snowmobiles.
- The purpose of the ski and snowboard snow helmet is to protect you from snow, wind, cold and harmful rays of the sun. Moreover, these snow helmet are not suitable for protection against artificial light. Do not look directly at the sun through them.
- Depending on the type, our lenses have different light reduction or transmission values.
- The lenses are not designed to withstand heavy impact damage.
- This product it not a toy; it is a piece of sports equipment and was developed and intended for sports purposes. Torpedo7 will not accept liability for any damage caused by improper use of the snow helmet.
- When used properly, it is assured that:
 - No injuries will be caused by sharp edges or protruding elements on the snow helmet;
 - Eyes will be protected against harmful UV rays;
 - The ski and snowboard snow helmet – assuming the correct size has been chosen and the adjustable head strap has been fitted correctly – will protect against draughts (airflow), snow and ice particles;
 - Sufficient air circulation is guaranteed through the foam-covered openings;
 - The lenses are optically accurate

Use and Care

Recommendations for Use

- All snow helmet are flexible for greater comfort and can be adjusted to fit any face shape with the two buckles:



Anti-Fog Treatment

- The inner surface of the lens is coated to help maintain good visibility and prevent fogging.


To prevent fogging:





1. Clean snow helmet with a non-abrasive cloth.
2. Wipe your face.
3. Do not obstruct ventilation holes when wearing the snow helmet.

NOTE: Lenses may still experience some fogging if extreme temperature changes are encountered. e.g moving from warm indoor environment to the outdoors.

Lense Filter Categories

- All snow helmet comply with the current EN 174:2001 standards of safety and performance, offering improved visibility and protection against harmful UV rays and harsh sunlight conditions. Category of lenses to each respective goggle is marked in packaging.

Category	Lens Tint	Suitable for
SO 	None very light	Fashion purposes 100-80% Light transmission rate(TV)

S1 	Light tint	Weak levels of sunlight 80-43% Light transmission rate(TV)
S2 	Medium tint	Average levels of sunlight 43-18% Light transmission rate(TV)
S3 	Dark tint	Strong levels of sunlight 18-8% Light transmission rate(TV)
S4 	Very dark tint	Exceptional levels of sunlight 8-3% Light transmission rate(TV)

Cleaning and Maintenance

- Store in a cool, dry place when not in use.
- Dry in a well ventilated area away from direct sunlight or heat sources.
- Storage temperatures should not exceed 30°C.
- Clean your snow helmet and lenses using only lukewarm soapy water, rinse and then leave it to dry away from direct sunlight.
- Do not use excessive force when cleaning or wiping the inner surface of the lens as this can cause damage to the anti-fog coating.
- Mirror coatings must be treated with the greatest of care during cleaning.
- Do not use chemical products such as solvents or detergents to clean the snow helmet.
- It is strongly recommended that lenses are replaced periodically, excessive damage or deterioration of the lenses occurs as the protective properties of the lenses cannot be guaranteed
- Always store your snow helmet in the bag provided. This is the only

way to ensure your goggle lens remains undamaged for as long as possible.

- Please also note that your snow helmet should not be stored in places where they will be subject to high levels of radiating heat. Storage in temperatures above 50°C is not recommended.

Warranty

- Retain your receipt as proof of purchase.
- Inspect your snow helmet before the beginning of a season or after a fall to ensure they are still intact. The lens must not be split, the strap must be securely fastened to the frame and the frame should not have any cracks in it. In the event that any such damage is found, the defective part must be replaced.

We live and breathe outdoor sports, so we know that the time you spend pursuing them is precious. We're here to help you make the most of that time and want to ensure that you have fun and stay safe while enjoying the outdoors. Rest assured that all gear we sell is backed by our minimum 12 months warranty, this covers all manufacturing faults and defects - if you have an issue with gear purchased from us, we promise to do all we can to get you back outside as fast as possible.

The Consumer Guarantees Act and Fair Trading Act provide the basis of Torpedo7's Warranty policy. The Consumer Guarantee Act sets out minimum standards for goods sold by Torpedo7 Ltd. In the event that goods sold are not fit for purpose, or are faulty, the customer has the right to a repair, replacement or a refund.

The Fair Trading Act is designed to protect the customer from being misled, either intentionally or unintentionally. This applies to all aspects of the promotion and sale of goods and services including: pricing, where the product was made, where the product is from, the meeting of New Zealand safety standards, availability of products in store and the sales techniques used. The Commerce Commission enforces the Fair Trading Act 1986.

Torpedo7 products have a minimum 12 month warranty from date of

purchase. Warranty claims cover any fault, defect or failure occurring as a result of the manufacturing process. Damage or faults occurring as a result of misuse, accident or wear and tear are not covered by our warranty policy.

If the product is still under warranty then the repair will be at our expense including the freight to return the repaired or replacement product. If the product is out of warranty, then we can still have the product repaired, however, the cost of the repair will be charged to the customer.

Customer Support

www.torpedo7.co.nz

0800 86 77 33



Distributed by

Torpedo7, 26 Sharpe Road, Tamahere,
Hamilton 3282, New Zealand

Torpedo7

Get In Touch

We'd love to hear from you.

Visit us at torpedo7.co.nz   @torpedo7

torpedo7.co.nz